

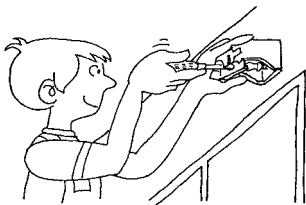
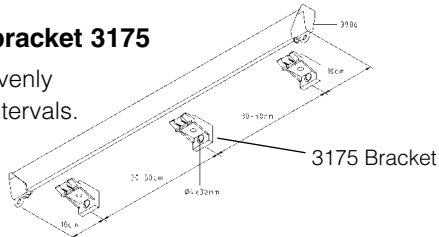
# Silent Gliss®

## 1200 Hand Drawn Curtain Track Fitting Instructions

Congratulations on your purchase! Correctly fitted, your curtain track will give you many years of efficient use.

### Face Fix or Top Fix with bracket 3175

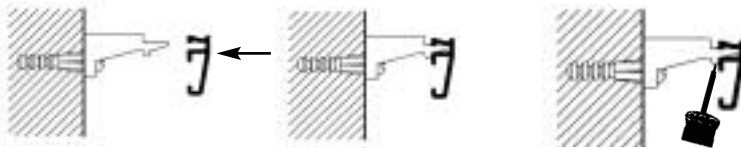
Brackets should be spaced evenly at no more than 50cm (20") intervals.



Firmly screw **3175** brackets to wall or ceiling. The two outside brackets should be located 10cm (4") in from the ends of track so as not to coincide with end covers. Remaining brackets should be equally spaced along track (approx. every 30-50cm/12"-20").

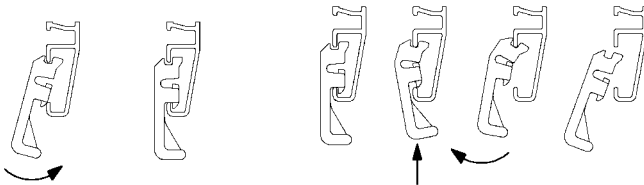


Screw for wall or ceiling with universal bracket.



To fit the track, simply push on as shown.

To remove the track, insert screwdriver as shown and twist.

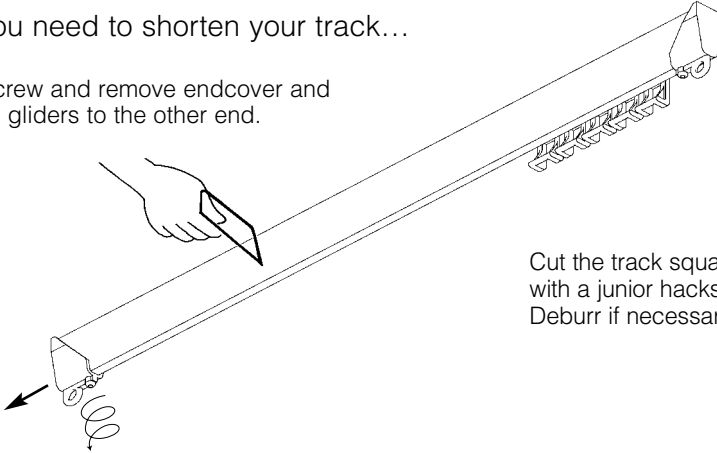


Gliders can be easily added or removed.

**P.T.O.** These instructions are continued on reverse side.

If you need to shorten your track...

Unscrew and remove endcover and slide gliders to the other end.

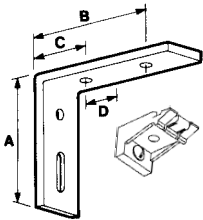


Cut the track squarely with a junior hacksaw. Deburr if necessary.

## Extras/Accessories (not supplied)

A wide range of accessories is available for this most versatile curtain track. ask your dealer.

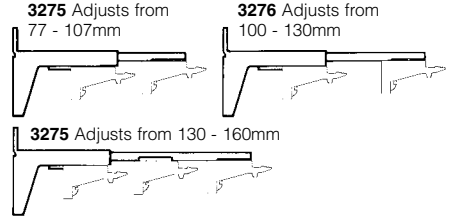
### Fixed extension brackets.




	A	B	C
<b>3134</b>	50	51.5	-
<b>3135</b>	50	71.5	21.5
<b>3136</b>	50	91.5	41.5
<b>3137</b>	80	111.5	61.5
<b>3138</b>	80	141.5	91.5
<b>3139</b>	80	191.5	141.5
<b>3239</b>	70	150.0	130.0

(Dimensions in mm)

### Adjustable extension brackets.



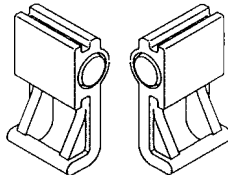
Up to 3 tracks can be located on the same extension bracket or a pelmet formed around your existing track.




**3942**  
Endstop/  
Intermediate  
stop



**3176**  
Ceiling fix  
bracket



**3947**  
Pair of  
magnetic  
gliders



**3113/3115**  
Double ceiling  
fix spacer  
bracket



**4092**  
Plastic  
draw rod  
**4092S**  
Aluminium  
draw rod

**THIS TRACK CANNOT BE BENT AT HOME.**

### Silent Gliss Limited

Star Lane, Margate, Kent CT9 4EF, England  
Telephone: 01843 863571 Fax: 01843 864503  
E-mail: info@silentgliss.co.uk www.silentgliss.co.uk

