

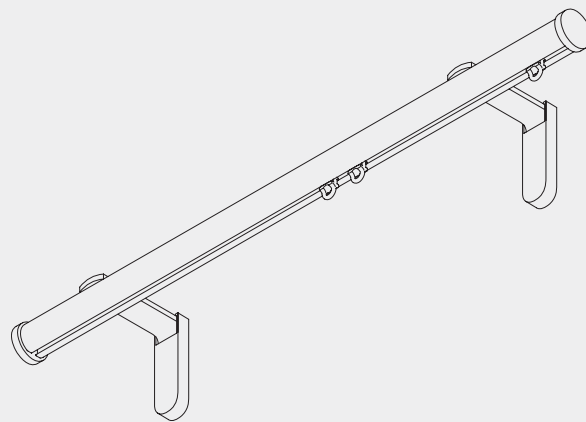
Decorative Curtain Poles





Hand Operated Curtain Pole System

Silent Gliss® 1003M Metropole 23mm



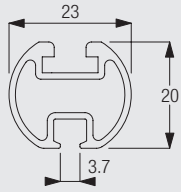
Product Information

- Hand operated decorative curtain poles for domestic and contract applications.
- Ideal for bay windows.
- For light to medium weight curtains.
- Made to measure.
- Profile length 6m (chrome effect 4m).
- Five different finishes - black, silver, chrome effect, gunmetal and white.
- Range of decorative finial and midial designs in different styles and colours.
- Midial designs can also be used with holdback arms to create an attractive additional feature.
- Wall fix with standard or ultra brackets or ceiling fix.
- Unlike other poles, 1003 can be bent to a small radius for bay windows etc. whilst retaining efficient operation.
- Can also be used with Roman Blinds - see Metropole Roman System 2010.



1003M

Profile, Bending and Specification Information



1003



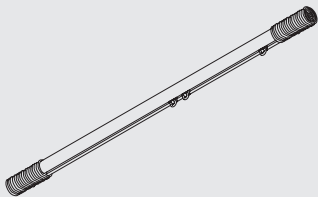
Std. radius 150mm

Specification Guide - download from the Silent Gliss Extranet

Silent Gliss 1003 curtain track, hand drawn, aluminium, assembled complete with gliders 3533 at 16/m, 2 endcovers 0706 and 2 endstops 3070. Face fix with brackets 3134/6. Top fix with support 6138P. Available in black, white, silver, gunmetal and chrome effect.

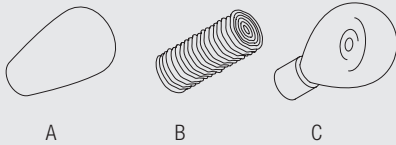
Design Options

Finials



Finials are decorative elements that fit at the end of the pole.

Please refer to the specific Metropole brochure for more detailed and colour descriptions.

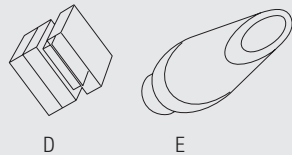


A

B

C

- A: 0774 Paddle (dark beech, pale beech)
- B: 0768 Pepito (amber, purple)
- C: 0783 Hepworth clear glass
- D: 0884 Crystal (black, grey, green)
- E: 0888 Coral (cream, black, clear, red)



D

E

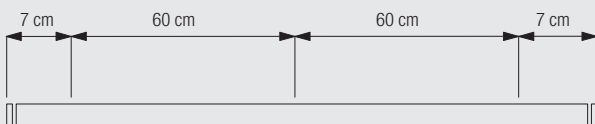
Without finial, endcaps with matching colour of the pole will be applied. Please refer to the specific Metropole brochure for more detailed and colour descriptions.



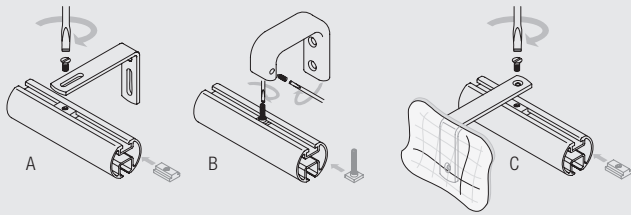
1003M

Fitting Information

Bracket positioning when using standard brackets 3134-3136 or Ultra brackets 6133/6134



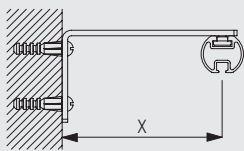
Fitting of track to brackets



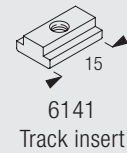
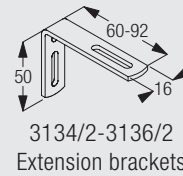
- A: Using brackets 3134/2 - 3136/2
- B: Using Ultra brackets 6133 and 6134
- C: Using midial bracket 0797A

Fitting Options

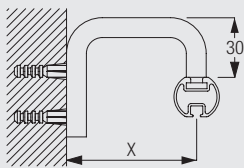
Wall fix with brackets 3134-36/2



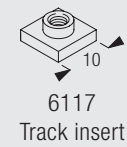
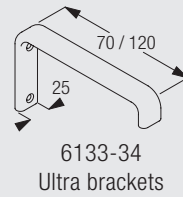
	X (mm)
3134/2	52
3135/2	72
3136/2	92



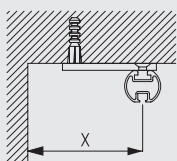
Wall fix with ultra brackets 6133 and 6134



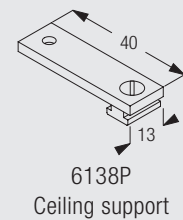
	X (mm)
6133	65
6134	115



Ceiling fix with support 6138P



X (mm)
80-100

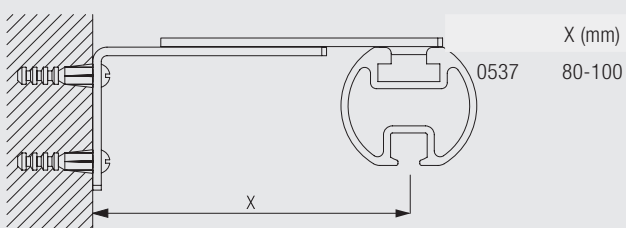


1003M

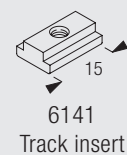
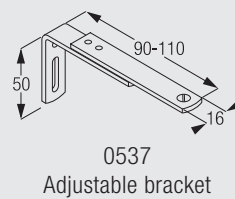
Please note: for ceiling fixing with midials, use bracket 3134/b

The final distances may be outside of the recommendations above depending on curtain make-up and any obstructions.

Wall fix with adjustable bracket 0537



X (mm)
80-100



Standard Accessories

0706	End cover (1003)		1003	Profile	
3070	Twist eye endstop		3133	Bracket cover (60mm)	
3134/2	Pole extension bracket (60mm - all colours)		3534	Glider 3533 in strip form	
6141	Track insert				

Optional Accessories

0537	Adjustable bracket		0732	Hexagonal nut	
0733	M6 washer for midial		0768	Pepito finial	
0774	Paddle finial		0783	Hepworth glass finial	
0797A	Midial bracket		0884	Crystal (23mm pole)	
0888	Coral		3134/b	Midial ceiling fix bracket	
1003M	3135/2	Pole extension bracket (80mm - all colours)	3136/2	Pole extension bracket (100mm - all colours)	
3582	Hook		6133	Ultra bracket (70mm)	
6134	Ultra bracket (120mm)		6138P	Ceiling support	



1003M

www.silentgliss.co.uk

Silent Gliss Ltd
Pyramid Business Park
Poorhole Lane
Broadstairs
Kent
CT10 2PT
Great Britain

Tel: 0044 (0) 1843 863571
Fax: 0044 (0) 1843 864503
sales@silentgliss.co.uk